
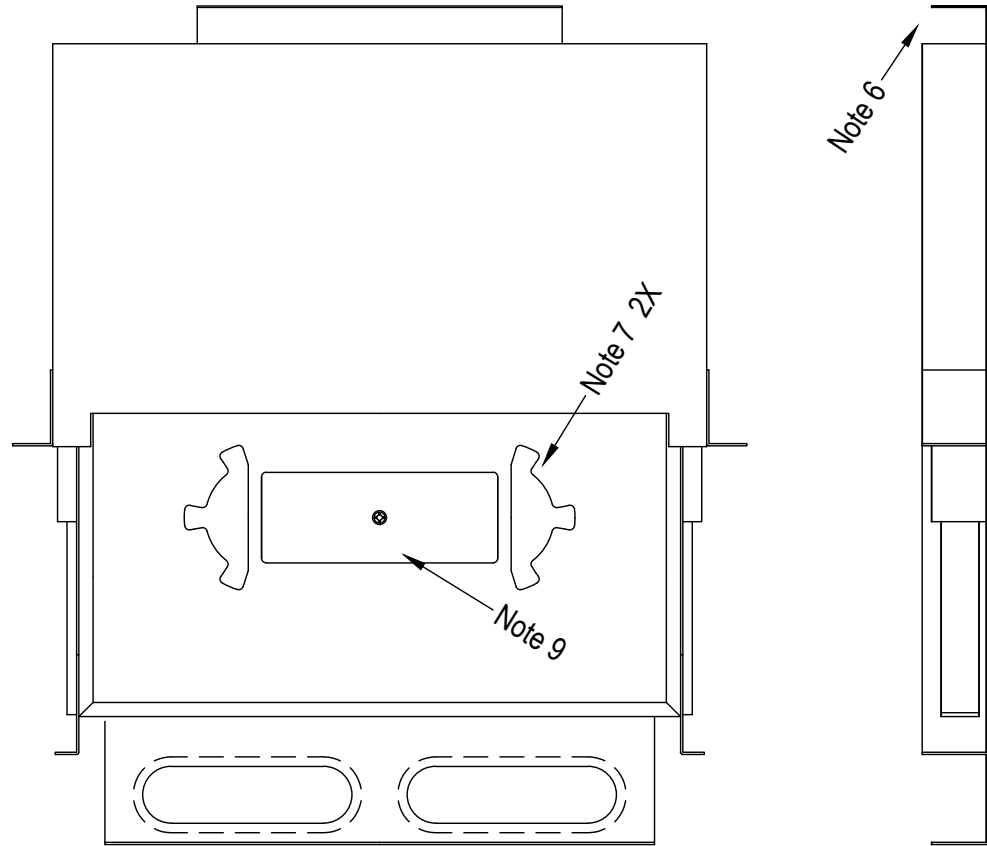


THE INFORMATION CONTAINED HEREON IS PROPRIETARY AND CONFIDENTIAL TO DYNACOM CORPORATION. AND SHALL NOT BE USED OR DISCLOSED, IN WHOLE OR IN PART WITHOUT FIRST OBTAINING THE WRITTEN PERMISSION OF DYNACOM CORPORATION. SPECIFICATIONS SUBJECT TO CHANGE WITHOUT NOTICE.

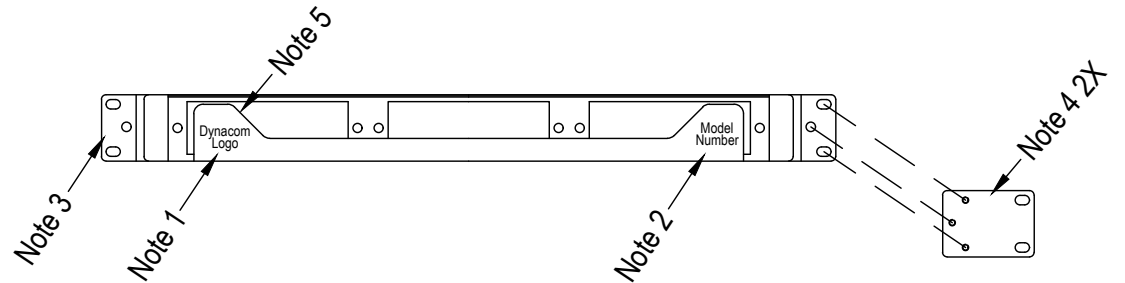
ZONE	REV.	DESCRIPTION	DATE	APPV.
-	A	INITIAL RELEASE	02/28/2019	E.A.
	B	ADDED NOTES.	12/26/2019	E.A.

NOTES:

1. Silkscreen Dynacom Logo.
2. Silkscreen Model Number.
3. Mounting Brackets attached to Cabinet with screws.
4. Extension Plates for wide Racks (3 Screws per Plate) 2X.
5. Front Plate shape designed for easy access to Adapters.
6. Clear open area for easy Cable Assy management. Tie Wraps included.
7. Plastic Dome Cable Manager 2X.
8. Aluminium Tray Assembly.
Tray has transparent removable Top Cover.
Tray and Cover to be totally removable for sub-assembly work.
Tray mounted approx 1/2 inch above Cabinet surface.
9. Size: 17.25 wide, 14.0 to 23.0 deep, 1.75 high (inches).
10. Weight: 8 lbs.
11. Color: Black. Finish: Powder Coat.



FRONT FACE SHAPE



e-mail....sales@dynacomcorp.com
www.dynacomcorp.com

DIMENSIONS: INCHES

NEXT ASSY: -

DRAWN: E.A. 03/01/2019

CHECKED: EA

TITLE

RACK MOUNT ENCLOSURE, 3-PANEL

DWG. NO.

900-FRM-3C

SHEET 1 OF 1

REV.

B