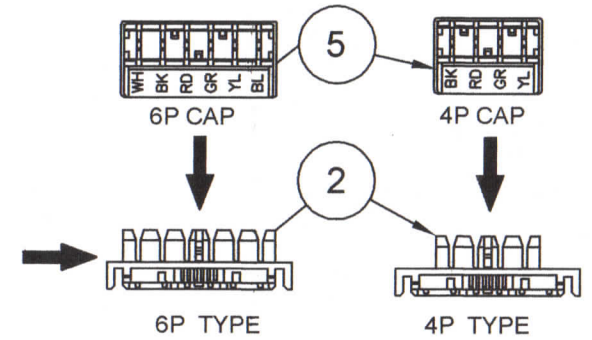
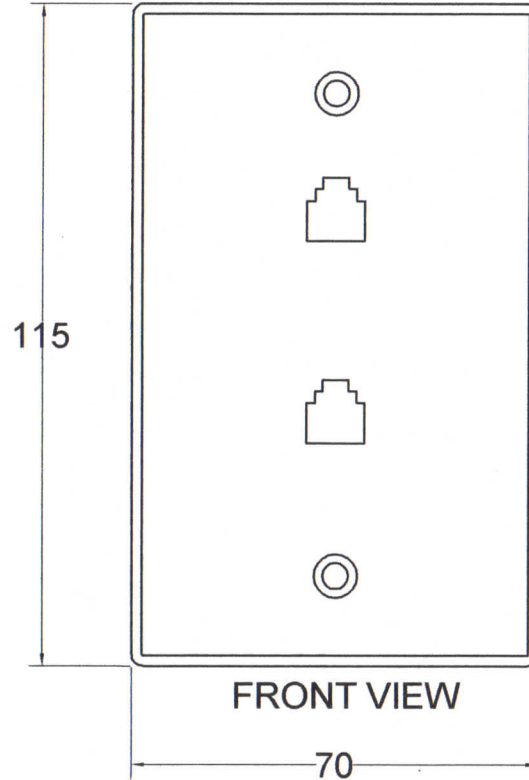
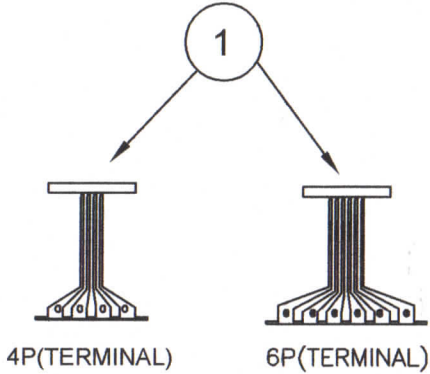


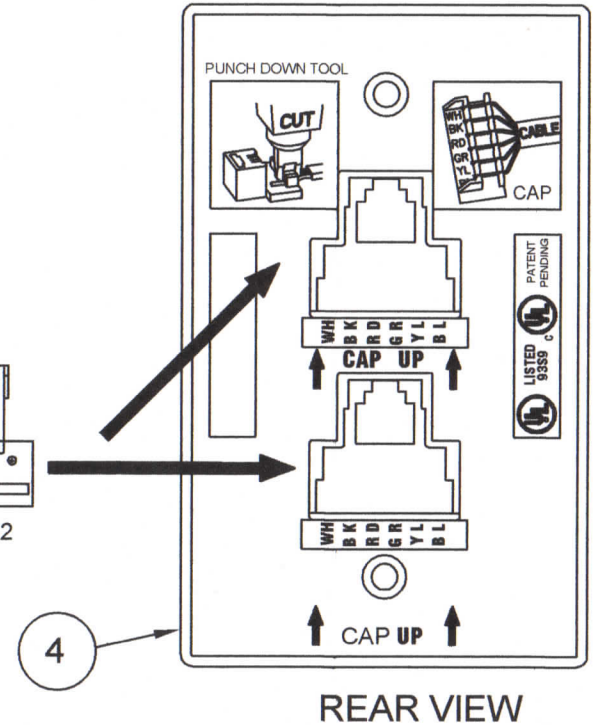
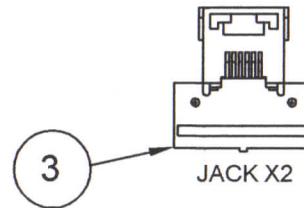
THE INFORMATION CONTAINED HEREON IS PROPRIETARY AND CONFIDENTIAL TO DYNACOM CORPORATION. AND SHALL NOT BE USED OR DISCLOSED, IN WHOLE OR IN PART WITHOUT FIRST OBTAINING THE WRITTEN PERMISSION OF DYNACOM CORPORATION.

ZONE	REV	DESCRIPTION	DATE	APPV.
-	A	INITIAL RELEASE	02/21/23	E.A.



5	CAP (6P)	1
4	FACE PLATE	2
3	JACK BODY	2
2	INSERT (6P)	2
1	TERMINAL (6P)	2
ITEM	DESCRIPTION	QTY
PARTS LIST for 110630D-6-XX		

5	CAP (4P)	1
4	FACE PLATE	2
3	JACK BODY	2
2	INSERT (4P)	2
1	TERMINAL (4P)	2
ITEM	DESCRIPTION	QTY
PARTS LIST for 110630D-4-XX		



e-mail.....sales@dynaecomcorp.com
webwww.dynaecomcorp.com

DIMENSIONS ARE SHOWN IN MILIMETERS.

NEXT ASSY: -	DRAWN: E.A. 02/21/2013	CHECKED: -
Flush Jack Wallplate, Punchdown Termination		DWG. NO. 110630D-X-XX
		REV. A