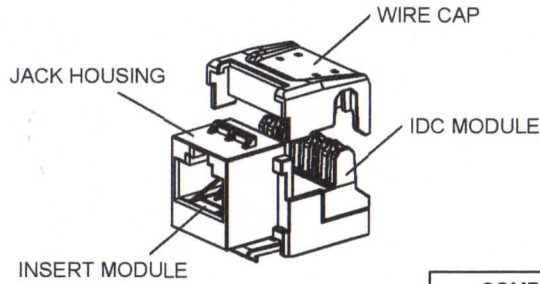
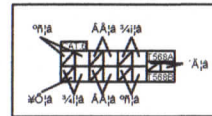


THE INFORMATION CONTAINED HEREON IS PROPRIETARY AND CONFIDENTIAL TO DYNACOM CORPORATION. AND SHALL NOT BE USED OR DISCLOSED, IN WHOLE OR IN PART WITHOUT FIRST OBTAINING THE WRITTEN PERMISSION OF DYNACOM CORPORATION.

ZONE	REV.	DESCRIPTION	DATE	APPV.
-	A	INITIAL RELEASE	06/26/14	E.A.



WIRING LABEL



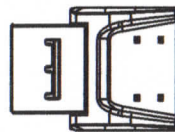
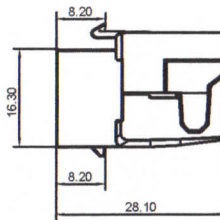
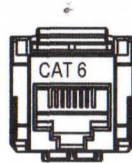
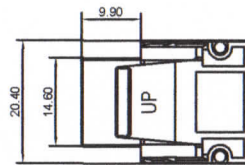
TRANSMISSION PERFORMANCE
Meet all requirements specified in connecting hardware requirement of ANSI/TIA-568-C.2 Cat.6

COMPONENTS		
ITEM	PART NAME	QTY.
1	JACK HOUSING	1
2	INSERT MODULE	1
3	IDC MODULE	1
4	WIRE CAP	1

ELECTRICAL
Electrical Insulation Resistance : 500 M min. @ 100V d.c
Dielectric Withstanding Voltage : 1000V d.c. or a.c. Peak Contact to Contact @ 60Hz for 1 minute,

MECHANICAL
Insertion / Extraction Life : 750 Cycles Minimum
IDC Wire Gauge : 22 ~ 24 AWG

PHYSICAL
Housing : High-Impact, Flame-Retardant Plastic, UL 94V-0
Spring Wire : Phosphor Bronze Alloy Plated With 50 micro-inch of Gold
IDC : Phosphor Bronze Alloy With 100 micro-inch 100% Sn Alloy



e-mail....sales@dynacomcorp.com
www.dynacomcorp.com

TOLS ~ 20MM ± 0.2MM, OVER 20MM TO 60MM ± 0.4MM, OVER 60MM ± 0.8MM. ANGLES ± 1 DEG

NEXT ASSY: -	DRAWN: E.A. 06/26/14	CHECKED: EA
TITLE Cat6 ET Jack		DWG. NO. SHEET 1 OF 1 10606ET-XX
		REV. A