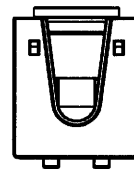
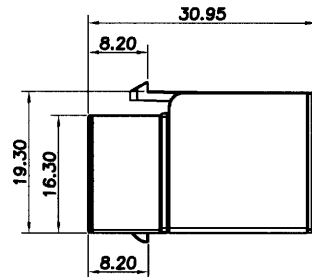
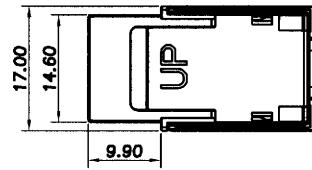
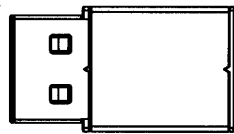


THE INFORMATION CONTAINED HEREON IS PROPRIETARY AND CONFIDENTIAL TO DYNACOM CORPORATION. AND SHALL NOT BE USED OR DISCLOSED, IN WHOLE OR IN PART WITHOUT FIRST OBTAINING THE WRITTEN PERMISSION OF DYNACOM CORPORATION.

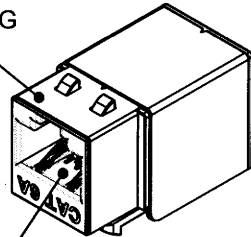
ZONE	REV	DESCRIPTION	DATE	APPV.
-	A	INITIAL RELEASE	04/23/10	E.A.



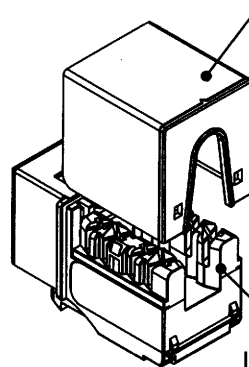
COMPONENTS		
ITEM	PART NAME	Q'TY
4	METALIZED CAP	1
3	IDC MODULE	1
2	INSERT ASSEMBLY	1
1	JACK HOUSING	1



JACK HOUSING



INSERT ASSEMBLY

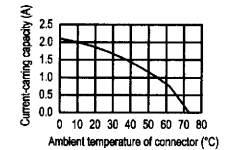


IDC MODULE

TRANSMISSION PERFORMANCE
Meet TIA/EIA-568-B.2-10 Channel performance.

ENVIRONMENTAL CONDITIONS
Temperature Range
Storage -40 to +70°C
Operation -10 to +60°C
Relative Humidity (Operational) : Maximum Noncondensing 93%

ELECTRICAL
Electrical Insulation Resistance : 500 MΩ min. @ 100V d.c.
Dielectric Withstanding Voltage : 1000V d.c. or a.c. Peak Contact to Contact @ 60Hz for 1 minute
Spring Wire Contact Resistance : 20 mΩ Max.
IDC Contact Resistance : 2.5 mΩ Max.
Current Rating : as figure.



MECHANICAL
Retention : 50N (11 lbf) for 60si05s
Insertion / Extraction Life : 750 Cycles Minimum
IDC Wire Gauge : 22 ~ 24 AWG

PHYSICAL
Housing : High-Impact, Flame-Retardant Plastic, UL 94V-0
Spring Wire : Phosphor Bronze Alloy Plated With 50 micro-inch of Gold Over 70~100 micro-inch of Nickel
IDC : Phosphor Bronze Alloy With 100 micro-inch Tin, Planted With 100% Tin. Mist.



e-mail.....info@dynacomcorp.com
31082 San Antonio Street
Hayward, CA 94544

TOLS:		DRAWN: E.A. 04/23/10		CHECKED: E.L.	
NEXT ASSY: -		DWG. NO.		REV.	
TITLE: UTP Cat 6A Keystone Jack, 90°		10606A-WH		A	