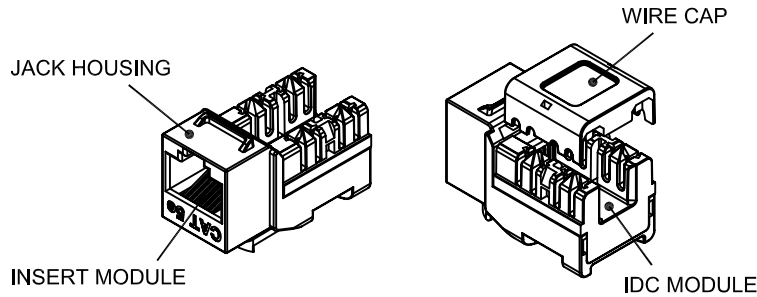


THE INFORMATION CONTAINED HEREON IS PROPRIETARY AND CONFIDENTIAL TO DYNACOM CORPORATION. AND SHALL NOT BE USED OR DISCLOSED, IN WHOLE OR IN PART WITHOUT FIRST OBTAINING THE WRITTEN PERMISSION OF DYNACOM CORPORATION. SPECIFICATIONS SUBJECT TO CHANGE WITHOUT NOTICE.

ZONE	REV	DESCRIPTION	DATE	APPV.
-	A	INITIAL RELEASE	01/08/2009	E.A.

ISOMETRIC VIEWS



TRANSMISSION PERFORMANCE

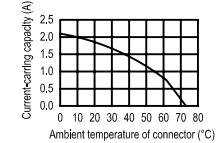
Meet all requirements specified in connecting hardware requirement of TIA/EIA-568-B.2 Cat.5e

ENVIRONMENTAL CONDITIONS

Temperature Range
 Storage -40 to +70°C
 Operation -10 to +60°C
 Relative Humidity (Operational) : Maximum
 Noncondensing 93%

ELECTRICAL

Electrical Insulation Resistance : 500 MΩ
 min. @ 100V d.c
 Dielectric Withstanding Voltage : 1000V d.c. or
 a.c. Peak Contact to Contact @ 60Hz for 1
 minute
 Spring Wire Contact Resistance :
 20 mΩ Max.
 IDC Contact Resistance :
 2.5 mΩ Max.
 Current Rating : as figure.

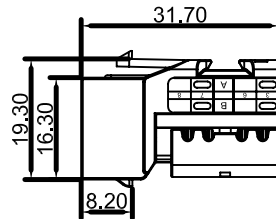
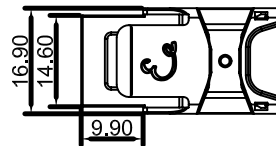


MECHANICAL

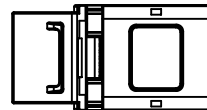
Retention : 50N (11 lbf) for 60s±5s
 Insertion / Extraction Life : 750 Cycles Minimum
 IDC Wire Gauge : 22 ~ 24 AWG

PHYSICAL

Housing : High-Impact, Flame-Retardant Plastic,
 UL 94V-0
 Spring Wire : Phosphor Bronze Alloy Plated With
 50 micro-inch of Gold Over 70~100 micro-inch
 of Nickel
 IDC : Phosphor Bronze Alloy With 100
 micro-inch 100% Sn Alloy



ASSEMBLY DIMENSIONS



COMPONENTS		
4	IDC MODULE	1
3	WIRE CAP	1
2	INSERT MODULE	1
1	JACK HOUSING	1
ITEM	PART NAME	Q'TY



email...sales@dynacomcorp.com
 web....www.dynacomcorp.com

ALL DIMENSIONS ARE IN INCHES.

NEXT ASSY: -	DRAWN: E.A. 01/08/2009	CHECKED: -
TITLE: Cat5E 90 deg HD Data Jack Module		10605K-XX
		REV. A