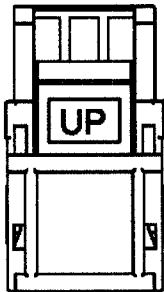
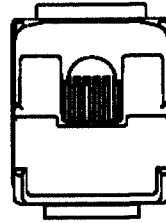
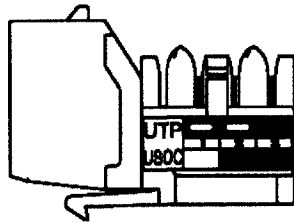
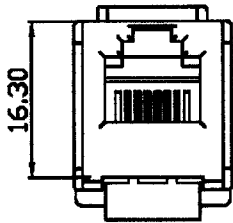
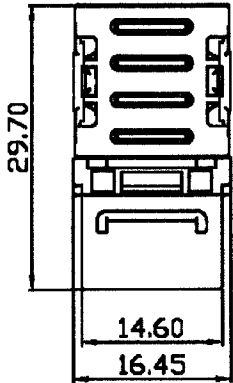


THE INFORMATION CONTAINED HEREON IS PROPRIETARY AND CONFIDENTIAL TO DYNACOM CORPORATION. AND SHALL NOT BE USED OR DISCLOSED, IN WHOLE OR IN PART WITHOUT FIRST OBTAINING THE WRITTEN PERMISSION OF DYNACOM CORPORATION. SPECIFICATIONS SUBJECT TO CHANGE WITHOUT NOTICE.

ZONE	REV	DESCRIPTION	DATE	APPV.
-	A	INITIAL RELEASE	05/03/2011	E.A.

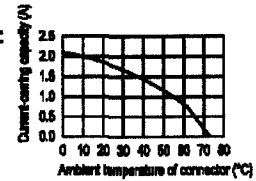


ENVIRONMENTAL CONDITIONS

Temperature Range
 Storage -40 to +70°C
 Operation -10 to +60°C
 Relative Humidity (Operational) : Maximum Noncondensing 93%

ELECTRICAL

Electrical Insulation Resistance : 500 MΩ min. @ 100V d.c.
 Dielectric Withstanding Voltage : 1000V d.c. or a.c. Peak Contact to Contact @ 60Hz for 1 minute
 Spring Wire Contact Resistance : 20 mΩ Max.
 IDC Contact Resistance : 2.5 mΩ Max.
 Current Rating : as figure.



MECHANICAL

Total Contact Force : 600 GRAMS for A 6 Wire Leads Minimum
 Retention : 50N (11 lbf) for 60s±5s
 Insertion / Extraction Life : 750 Cycles Minimum
 IDC Wire Gauge : 22 ~ 24 AWG

PHYSICAL

Housing : High-Impact, Flame-Retardant Plastic, UL 94V-0
 Spring Wire : Phosphor Bronze Alloy Plated With 50 micro-inch of Gold Over 40 Min. micro-inch of Nickel



email....sales@dynacomcorp.com

web....www.dynacomcorp.com

ALL DIMENSIONS ARE IN MM.

NEXT ASSY: -	DRAWN: E.A. 05/03/2011	CHECKED: -
TITLE: Cat3 Voice Kwik Jack 6P6C		REV. A

1

2

3

4