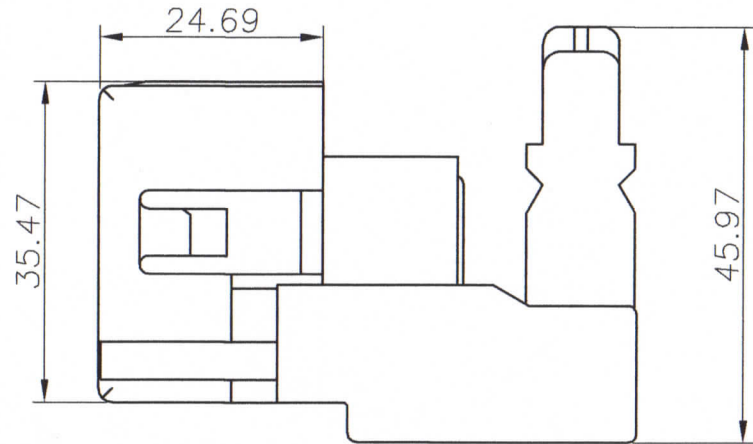
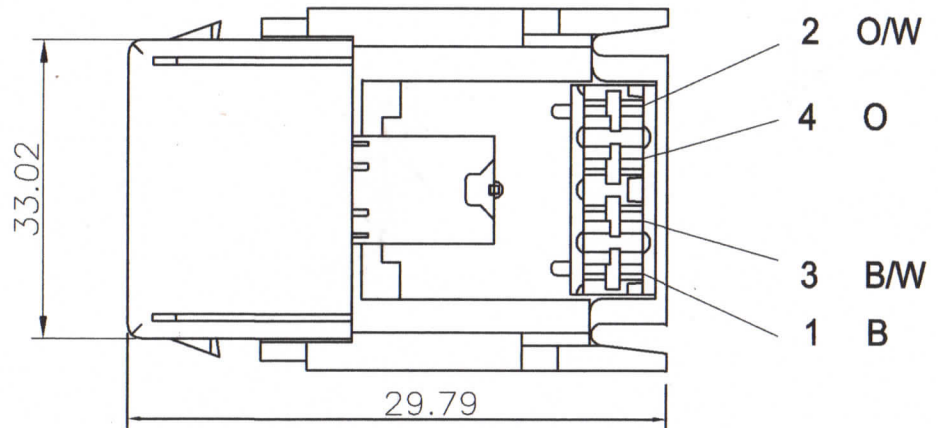
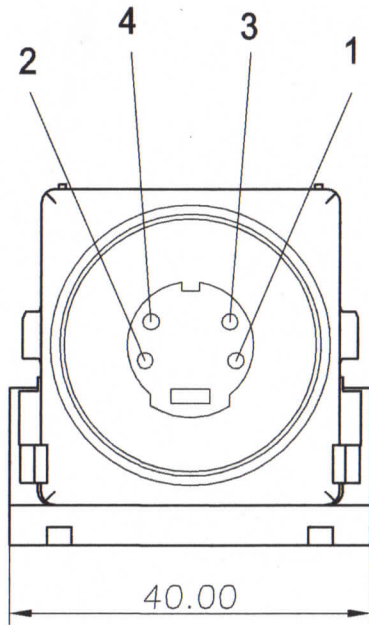


THE INFORMATION CONTAINED HEREON IS PROPRIETARY AND CONFIDENTIAL TO DYNACOM CORPORATION. AND SHALL NOT BE USED OR DISCLOSED, IN WHOLE OR IN PART WITHOUT FIRST OBTAINING THE WRITTEN PERMISSION OF DYNACOM CORPORATION.

ZONE	REV	DESCRIPTION	DATE	APPV.
-	A	INITIAL RELEASE	08-01-2011	E.A.
	B	ADDED NOTES AND REDRAWN.	08-05-2011	E.A.

PIN	NAME	DESCRIPTION
1	GND	GROUND Y
2	GND	GROUND C
3	Y	INTENSITY (LUMINANCE)
4	C	COLOR (CHROMINANCE)



e-mail.....sales@dynacomcorp.com
 webwww.dynacomcorp.com

DIMENSIONS ARE SHOWN IN MILIMETERS.

NEXT ASSY: -	DRAWN: E.A. 08/01/2011	CHECKED: -
S-Video to 110 Connector		DWG. NO. 10600-SV110-WH
		REV. B

1

2

3

4