

THE INFORMATION CONTAINED HEREON IS PROPRIETARY AND CONFIDENTIAL TO DYNACOM CORPORATION. AND SHALL NOT BE USED OR DISCLOSED, IN WHOLE OR IN PART WITHOUT FIRST OBTAINING THE WRITTEN PERMISSION OF DYNACOM CORPORATION. SPECIFICATIONS SUBJECT TO CHANGE WITHOUT NOTICE.


ZONE	REV.	DESCRIPTION	DATE	APPV.
-	A	P/N WAS 10600-SBFJ2-XX REV 27. NO DIMENSIONAL OR OTHER CHANGES	02-09-2017	E.A.

NOTES:

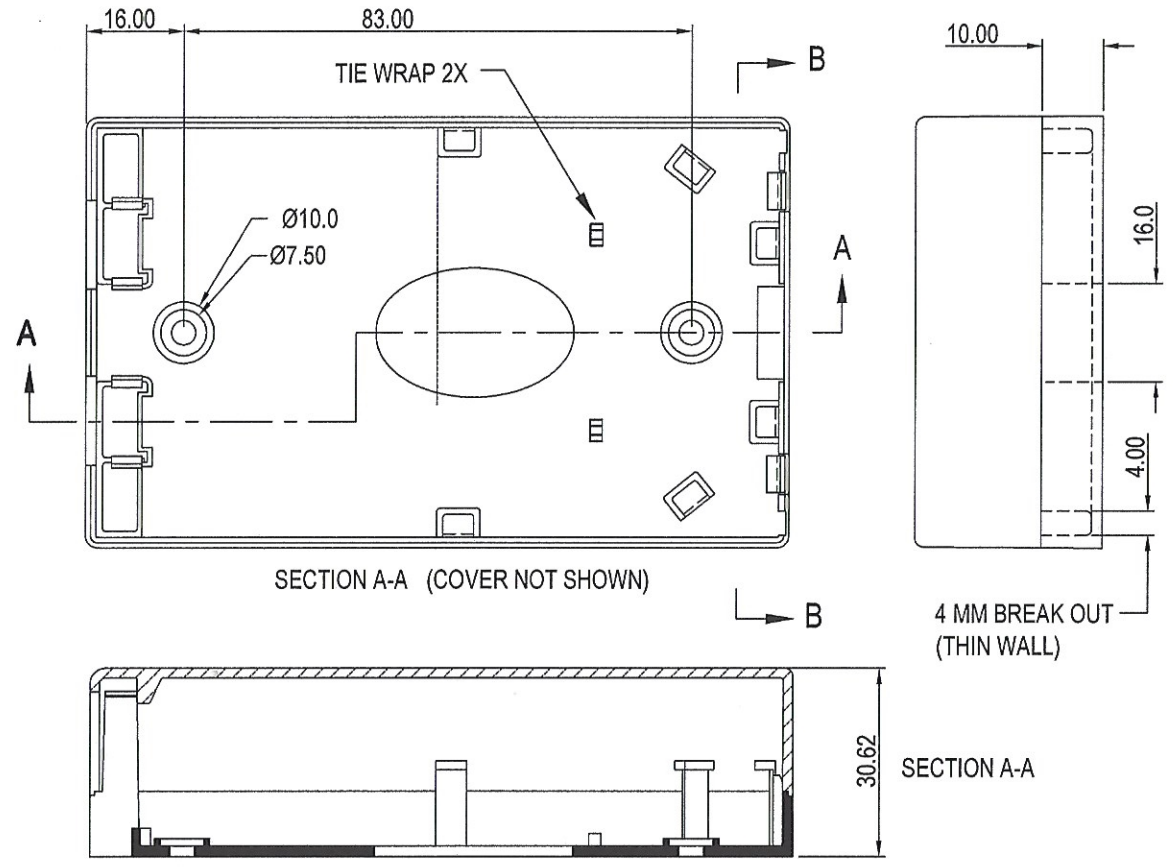
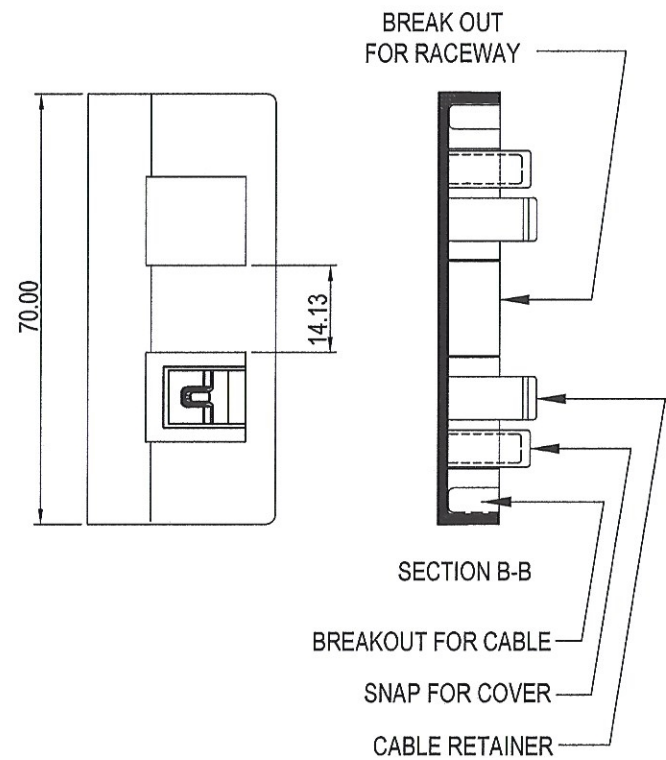
- UL MARKINGS MOLDED ON UNDERSIDE OF COVER.
- OPTIONAL FUTURE CONSIDERATION - CAUTION WARNING MARKINGS LABELED OR SILK SCREENED ON OUTSIDE OF COVER TO READ:

DYNACOM RESTRICTED 01/26/2017

CAUTION
HAZARD LEVEL 1 LASER RADIATION
DO NOT STARE INTO BEAM



- TWO FLAT SPACES ON COVER FOR INDENT STICKERS.



e-mail...sales@dynacomcorp.com
www.dynacomcorp.com

TOLS ~ 20MM ± 0.2MM, OVER 20MM TO 60MM ± 0.4MM, OVER 60MM ± 0.8MM. ANGLES ± 1 DEG			
NEXT ASSY: -	DRAWN: E.A. 11/18/2016	CHECKED: EA	
TITLE Fiber Surface Box, 2-Port		DWG. NO. 10600-SFJ2-XX	SHEET 1 OF 1 REV. A