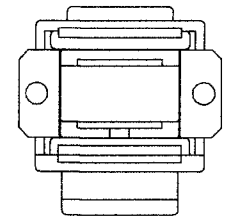
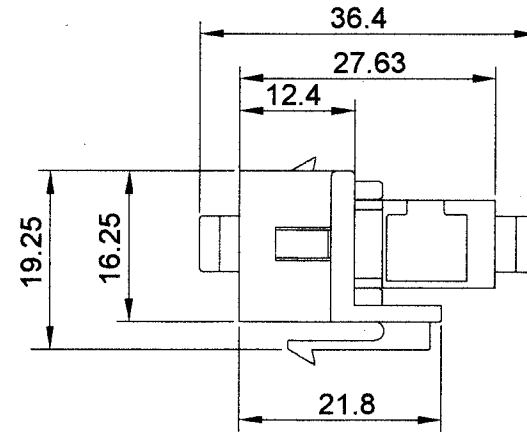
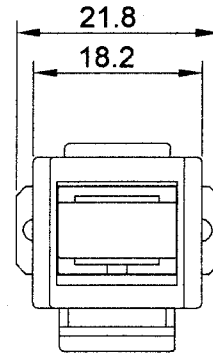


THE INFORMATION CONTAINED HEREON IS PROPRIETARY AND CONFIDENTIAL TO DYNACOM CORPORATION. AND SHALL NOT BE USED OR DISCLOSED, IN WHOLE OR IN PART WITHOUT FIRST OBTAINING THE WRITTEN PERMISSION OF DYNACOM CORPORATION.

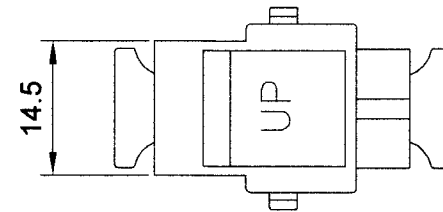
ZONE	REV	DESCRIPTION	DATE	APPV.
-	A	INITIAL RELEASE	12/05/2012	E.A.

MATERIAL:
 ADAPTER BODY: ENGINEERING PLASTIC.
 SPRING LEVER : ENGINEERING PLASTIC
 SLEEVE: ZIRCONIA (CERAMIC)
 MOUNT PLATE: STAINLESS STEEL
 DUST CAP: ENGINEERING PLASTIC.
 HOUSING: ABS UL94V0



SPECIFICATION (SM SLEEVE)

INSERTION LOSS (dB)
 TYP/MAX 0.15/0.3
 Δ IL (dB) 500 MATINGS 0.1
 TEMP RANGE (°C) -40 TO +85
 ALIGNMENT SLEEVE
 RETENTION FORCE (gf) 300-600



DESCRIPTION DATA

SC (Single Mode)	Material	XX (Housing Color)	Sleeve
10600-SC-SM-XX	Simplex-Ceramic	White or Ivory	Blue



e-mail.....sales@dynacomcorp.com
 webwww.dynacomcorp.com

TOLS:

NEXT ASSY: -	DRAWN: E.A. 12/05/2012	CHECKED: -
TITLE: SC Coupler Module, Single Mode		REV. A
DWG. NO. 10600-SC-SM-XX		