

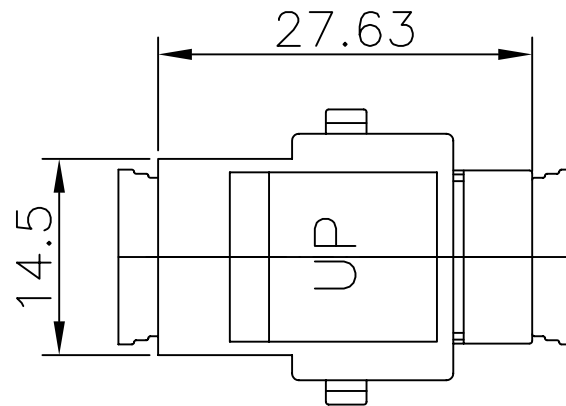
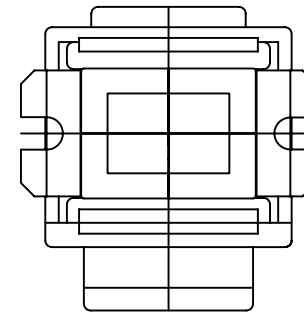
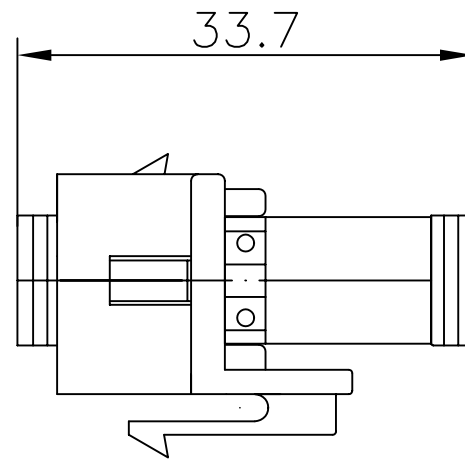
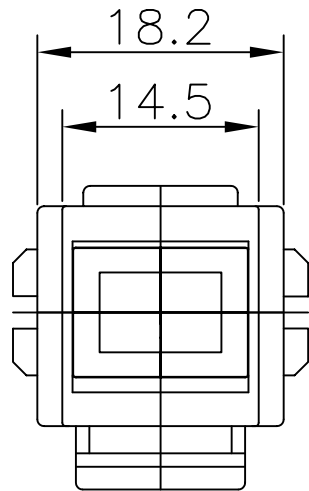
4

3

2

1

THE INFORMATION CONTAINED HEREON IS PROPRIETARY AND CONFIDENTIAL TO DYNACOM CORPORATION AND SHALL NOT BE USED OR DISCLOSED, IN WHOLE OR IN PART WITHOUT FIRST OBTAINING THE WRITTEN PERMISSION OF DYNACOM CORPORATION. SPECIFICATIONS ARE SUBJECT TO CHANGE WITHOUT NOTICE.



MATERIAL:
 ADAPTER BODY: ENGINEERING PLASTIC.
 MOUNT PLATE : STAINLESS STEEL
 DUST CAP: ABS
 HOUSING:ABS UL94V0

UNLESS OTHERWISE SPECIFIED: TOLERANCES			PROJECT ID	
INCH	MM	ANGULAR	FILE	DATE
.X ± .016	.X ± 0.2	X ± 1°		
.XX ± .008	.XX ± 0.1	.X ± .5°		
.XXX ± .004				
MATERIAL	DRAWN		TITLE	
SURFACE	CHECK		Fiber Optic Coupler Module	
FINISH	APPROVED		SIZE	DRAWING NUMBER
			PART NUMBER	REV
			SCALE	UNIT mm SHEET

10600-MTRJ-XXX

Fiber Optic Coupler Module

SIZE DRAWING NUMBER PART NUMBER REV
 SCALE UNIT mm SHEET